

2014 FISHING BOATS CATALOG

STARWELD

BY STARCRAFT



Starting at
\$15,495*
40 HP
engine
+ trailer



1600 DC



1900



2000 PRO



1600 SC

Starting at
\$14,495*
40 HP
engine
+ trailer



1800 PRO



1700



2000



1682 TL

Starting at
\$10,995*
25 HP
engine
+ trailer



1600 PRO DC



**Packed with Value.
Backed by Starcraft.**

If there's one truth about boat buying, it's this: you need to know where your boat comes from, who's building it, and if they know what they're doing. Take a closer look at Starweld by Starcraft, and you'll have your answer — great all-around fishing boats born of Starcraft's 110 years of heritage on the water.

The Starweld lineup ranges from 20-foot pro-style v-hulls to rugged, durable tillers — and they all share Starcraft's legendary quality and all-welded technology. Plus, we've listened to our customers and learned which features are important to you, making the buying process quick and easy. And finally, here's a tip: if you're looking at other boats, be sure to check the warranties. Ours is the best you'll find anywhere, because that's how much we believe in the products we sell.

So welcome aboard. With the best values on the water, we're working harder to get you out fishing where you belong — no matter the size of your budget. Because the way we see it, if you're going to pay for a name, make it a name that means something. Make it a Starweld by Starcraft.

STARCRAFTSTARWELD.COM

*Pricing is based on boat, motor and trailer only. Does not include freight, dealer prep and applicable taxes. Pricing in USD.



THE INDUSTRY'S BEST WARRANTY. PERIOD.

Only a company with the proven history and longevity of a brand like Starcraft can offer you this:

Limited lifetime warranty on hull and structure

6-year warranty on all components, carpet, upholstery, and electronics

All parts and labor

Transferable to second owner

STARWELD

**Maximum Versatility.
Unbeatable Value.**

Standard Features

- All-welded construction with lifetime warranty
- Heavy .100 gauge one-piece hull
- Automotive-inspired consoles with speedometer, tachometer, voltmeter and fuel gauge
- Large bow casting platforms
- Stern flip-up bench seat (2000, 1900, 1800, 1700)
- Premium wood-free fishing seats
- 25-gallon aerated livewell with bait bucket (1600 DC, 1600 SC, 1682 TL, 1674 TL)
- 12-gallon aerated bow livewell & 17-gallon stern livewell (1900)
- 15-gallon aerated bow livewell & 13-gallon stern livewell (1800, 1700)
- AM/FM stereo with J-port (N/A on 1600 DC, 1600 SC and TL models)
- Hydraulic steering (2000, 1900)
- 24-volt wiring (2000, 1900)



Popular Options

- Trolling motor
- Hydraulic steering
- Sonar unit
- Depth gauge
- 2-bank battery charger
- Swim platform (NA on TL models)
- Ski tow (NA on 1600 DC, 1600 SC, and TL models)
- Snap-in carpet (NA on TL models)
- Additional bass seat
- Snap-on mooring cover
- Bimini top with visor (NA on TL models)
- Bimini top with visor side curtains (NA on 1600 SC and TL models)
- Side curtains (NA on 1600 SC and TL models)
- Aft curtains (NA on 1600 SC and TL models)
- Walk-thru curtains (NA on 1600 SC and TL models)
- Bow cover (NA on 1600 SC and TL models)




STERN FLIP-UP BENCH SEAT




ALL-WELDED CONSTRUCTION Every Starweld offers the toughness and reliability of all-welded marine-grade aluminum construction that's backed by a lifetime warranty on all seams.




TWICE-BAKED PAINTED HULL
Starweld full painted hulls provide showroom looks designed to last for years.



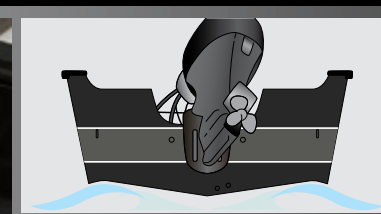
MACHINE-FORMED RIBS
Our unique machine-formed ribs are stronger and more flexible than the heavy two-ply aluminum used by many competitors.



TORSION BEAM CONSTRUCTION Instead of the flat I-beams that you find on many boats, Starweld uses the exclusive Starcraft Torsion Beam Construction (TBC) stringer system for exceptional strength and shock absorption.



INJECTION FLOTATION FOAM On a Starweld foam is injected, not poured, between the floor and hull – filling all air pockets. This provides greater strength and buoyancy and reduces noise.



REVERSE CHINE HULL The Starweld full-length reverse chine hull pushes water down and away from the boat, for quicker planing, improved cornering and a smoother, drier ride.

A Lineup of All-Welded All-Stars.

The 2014 Starweld lineup features reliable all-welded construction and the right features to fit your needs. Whether you prefer to go fully loaded for versatility or with just the basics for a great day of fishing, we've got the right boat for your budget.



2000

2014 SPECIFICATIONS

■ STORAGE ■ ROD STORAGE ■ LIVEWELL (CAPACITY)



	2000	1900	1800	1700	1600DC	1600SC	1682TL	1674TL
Length	19'6"	18'6"	17'6"	16'6"	16'6"	16'6"	16'6"	16'4"
Beam	97"	94"	90"	90"	82"	82"	82"	73"
Interior Depth	31"	27"	27"	27"	24"	24"	24"	20"
Transom Width	92"	92"	90"	90"	81"	81"	81"	70"
Transom Height	25"	20"	20"	20"	20"	20"	20"	20"
Dry Weight (Lbs.)	1,500	1,390	1,175	1,075	925	865	695	655
Maximum Persons	8	7	6	6	5	5	5	6
Maximum Cap. (Lbs.)	1,950	1,700	1,625	1,410	1,475	1,475	1,395	1,215
Seats	4	3	2	2	2	2	2	2
Maximum H.P.	175	150	150	115	75	75	60	50
Fuel Capacity (Gal.)	37	37	27	27	13	13	13	NA
Aluminum Gage	.100"	.100"	.100"	.100"	.100"	.100"	.100"	.100"
Length on Trailer	21'6"	21'6"	21'6"	21'6"	20'6"	20'6"	20'6"	20'6"
Rod Storage (No. of Rods/Rod Length)	6/7.5' (In-Floor)	6/7.5' (In-Floor)	6/7.5' (In-Floor)	3/7.5' (Side Rod Box)	3/7.5' (Side Rod Box)	3/7.5' (Side Rod Box)	3/7.5' (Side Rod Box)	3/7.5' (Side Rod Box)

* Pricing is based on boat, motor and trailer only. Does not include freight, dealer prep and applicable taxes. Pricing in USD.

1800



1682TL



PREMIUM CONSOLE



WOOD-FREE FISHING SEAT



BOW CUSHION



STARWELD Pro

**All-Welded Value.
All-Pro Performance.**

Standard Features

- All-welded construction with lifetime warranty
- Heavy .100 gauge one-piece hull
- Automotive-inspired consoles with speedometer, tachometer, voltmeter and fuel gauge
- Large bow casting platforms
- Large, durable full-vinyl bow and casting platforms
- Premium wood-free fishing seats
- 30-gallon aerated bow livewell (2000 Pro)
- 25-gallon aerated livewell (1800 Pro)
- 25-gallon aerated livewell with bait bucket (1600 Pro DC)
- AM/FM stereo with J-port
- Hydraulic steering (2000 Pro and 1800 Pro)
- 24-volt wiring (2000 Pro)



LOCKABLE ROD STORAGE provides plenty of secure storage space for your gear and keeps the floor free of obstructions. (See model lineup for in-floor, bow, stern, port and starboard locations)



AFT CASTING PLATFORMS Because Starweld boats are all about fishing, they have the largest aft casting platforms in their class.



AERATED LIVEWELLS are designed for convenience and to protect your catch. (See model lineup for location and sizes)

Popular Options

- Trolling motor
- Hydraulic steering
- Sonar unit
- Depth gauge
- 2-bank battery charger
- Swim platform
- Ski tow (NA on 1600 Pro)
- Snap-in carpet
- Additional bass seat
- Snap-on mooring cover
- Bimini top with visor (NA on 1600 Pro SC)
- Bimini top with visor side curtains (NA on 1600 Pro SC)
- Side curtains (NA on 1600 Pro SC)



ALL-WELDED CONSTRUCTION Every Starweld offers the toughness and reliability of all-welded marine-grade aluminum construction that's backed by a lifetime warranty on all seams.



TWICE-BAKED PAINTED HULL
Starweld full painted hulls provide showroom looks designed to last for years.



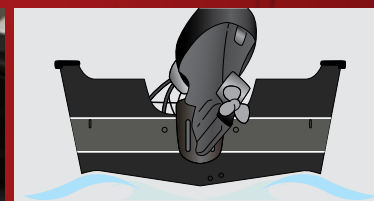
MACHINE-FORMED RIBS
Our unique machine-formed ribs are stronger and more flexible than the heavy two-ply aluminum used by many competitors.



TORSION BEAM CONSTRUCTION Instead of the flat I-beams that you find on many boats, Starweld uses the exclusive Starcraft Torsion Beam Construction (TBC) stringer system for exceptional strength and shock absorption.



INJECTION FLOTATION FOAM On a Starweld foam is injected, not poured, between the floor and hull – filling all air pockets. This provides greater strength and buoyancy and reduces noise.



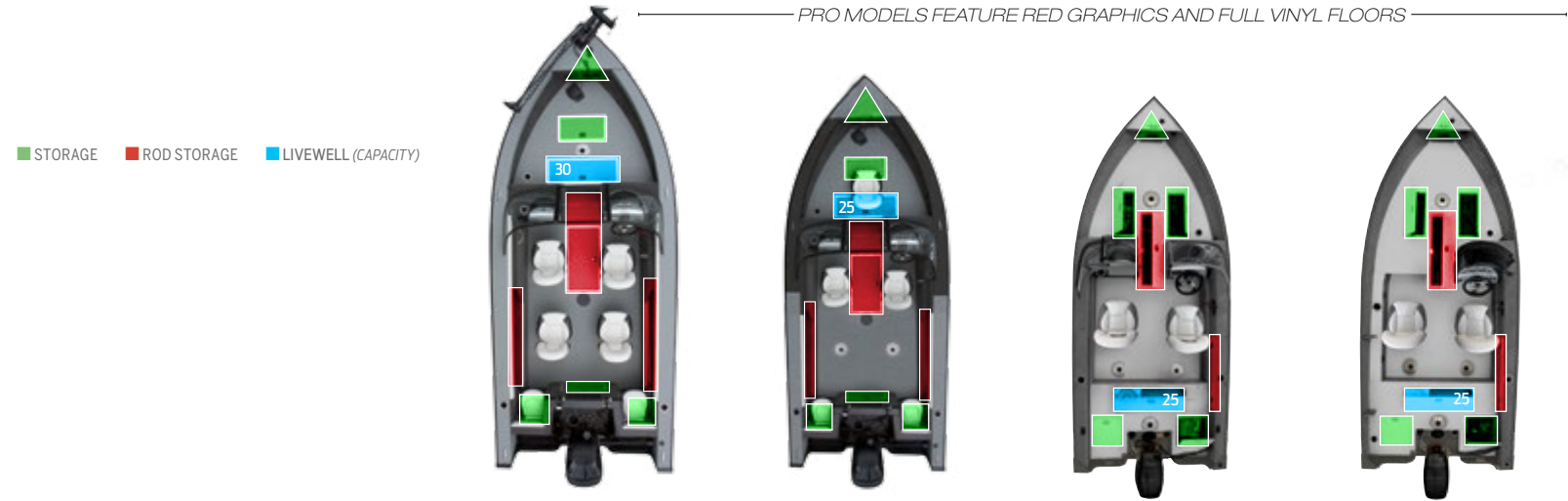
REVERSE CHINE HULL The Starweld full-length reverse chine hull pushes water down and away from the boat, for quicker planing, improved cornering and a smoother, drier ride.

Designed by Pros. Built for You.

When you choose a Starweld Pro, you know you're getting a pro-style fishing boat that has unbeatable all-welded construction and all the right features. Step up to pro fishing. In a value-packed Starweld Pro, it's all within reach.

PRO 2014 SPECIFICATIONS


PRO MODELS FEATURE RED GRAPHICS AND FULL VINYL FLOORS



	2000 PRO	1800 PRO	1600 PRODC	1600 PROSC
Length	19'6"	17'6"	16'6"	16'6"
Beam	97"	90"	82"	82"
Interior Depth	31"	27"	25"	25"
Transom Width	92"	90"	81"	81"
Transom Height	25"	25"	20"	20"
Dry Weight (Lbs.)	1,500	1,175	995	865
Maximum Persons	8	6	6	6
Maximum Cap. (Lbs.)	1,950	1,625	1,475	1,475
Seats	6 4 Fishing 2 Jump	5 3 Fishing 2 Jump	2	2
Maximum H.P.	175	150	75	75
Fuel Capacity (Gal.)	37	27	13	13
Aluminum Gage	.100"	.100"	.100"	.100"
Length on Trailer	21'6"	21'6"	18'4"	18'4"
Rod Storage (No. of Rods/Rod Length)	6 / 7.5' (In-Floor)	6 / 7.5' (In-Floor)	6 / 6.5' (Center Rod Storage)	6 / 6.5' (Center Rod Storage)



PREMIUM CONSOLE
Starweld consoles are automotive-inspired and feature speedometer, tachometer, voltmeter and fuel gauge. (Show with optional sonar unit)



BOW PLATFORM
Starweld Pro models feature some of the largest bow casting platforms in the industry, with large aerated livewells and dry storage.



1600 PRO



2000 PRO



1800 PRO



1600 PROSC

If there's one truth about boat buying, it's this: you need to know where your boat comes from, who's building it, and if they know what they're doing. Take a closer look at Starweld by Starcraft, and you'll have your answer — great all-around fishing boats born of Starcraft's 110 years of heritage on the water.

STARCRAFTSTARWELD.COM

STARWELD
BY STARCRAFT

STARWELD, INC.
P.O. Box 65
New Paris, IN 46553



A LEGACY OF VALUES. OURS. YOURS.

As boat builders continue to consolidate under corporate umbrellas and sell through mass channels, Starcraft Marine proudly remains family-owned and operated, delivering the highest quality boats through only the most qualified, customer-focused marine dealers in the country.

Our owners represent an extension of family. Beyond buying a boat that will deliver many great memories of their own, owners should be proud of the legacy our brands represent – in turn building on their own.

Learn more about the legacy at www.thebestboatbrands.com.



For the latest news, model updates and other information, please visit STARCRAFTSTARWELD.COM.

STARWELD PROUDLY OFFERS:



To see all of what the Starcraft Family of Products has to offer, visit THEBESTBOATBRANDS.COM



YOUR AUTHORIZED STARWELD DEALER:

