

2020



**STARWELD**  
BY STARCRAFT

# TAKE CHA

**IT'S YOUR SATURDAY MORNING RITUAL.  
UP BEFORE DAWN. MEET UP WITH FRIENDS.  
STOP FOR COFFEE AND BAIT. THEN SHOW  
THE FISH WHO'S REALLY IN CHARGE.**

You're serious about fishing, and so is the 2020 lineup from Starweld. Designed with input from top tournament pros and full-time professional guides who are on the water every day of the year, Starweld models ride on Starcraft's legendary, full-length reverse chine hull for crisp handling and a smooth, dry ride, even in a heavy walleye chop. Starweld lets you choose the length, the layout and the features you want, without breaking the bank in the process.



FOLLOW US



# ARGIE.

## BUILT WITHOUT COMPROMISE.

Fishing boats need to be tough, and that begins with a solid foundation. That's why every Starweld model rides on a high quality, fully welded deep-V hull that's built with heavy-duty, internal torsion beam construction for unmatched strength and durability. We don't cut corners, so every Starweld gets a full-length reverse chine hull that gives you faster planing times and a dry, smooth ride even with a full tournament load. We top that off with a choice of spacious floorplans with massive casting decks and flexible seating options. And we wrap it up with a long list of options that let you rig this boat just the way you want, like a trailerable ratchet cover, a stainless steel 3-step boarding ladder or your choice of the latest electronics – all factory installed.

### *STARWELD* **PRO**

- 6-7**    **20 FUSION DC PRO**  
**18 FUSION DC PRO**
- 8-9**    **16 FUSION DC PRO**  
**16 FUSION SC PRO**

### *STARWELD*

- 12-13**    **18 FUSION DC**  
**16 FUSION DC**  
**16 FUSION SC**
- 14-15**    **20 VICTORY DC**  
**18 VICTORY DC**  
**16 VICTORY DC**
- 16-17**    **19 FLEX DC**  
**17 FLEX DC**
- 18-19**    **16 SPARK DC**  
**16 SPARK SC**  
**16 SPARK T**
- 20-21**    **CONSTRUCTION**
- 22-23**    **OVERVIEW & COMPARISON**

# STARWELD

## PRO

### STANDARD FEATURES

- All-welded Construction with Lifetime Warranty
- Heavy .100"-gauge Hull
- Automotive-inspired Consoles with Speedometer, Tachometer, Volt Meter and Fuel Gauge
- Large, Durable Full Vinyl Bow and Casting Platforms
- 30-gallon Aerated Bow Livewell (20 Pro)
- 25-gallon Aerated Bow Livewell (18 Pro)
- 25-gallon Aerated Stern Livewell (16 Pro)
- Automatic Bilge
- JENSEN MS3A Stereo w/ Bluetooth®
- Trolling Motor Panel
- SeaStar™ Hydraulic Steering (20 Pro & 18 Pro)
- Humminbird® HELIX 5 Built-in Sonar Unit

### POPULAR OPTIONS

- 12/24 Volt Trolling Motor
- Battery Charger
- Snap-on Cover
- Trailerable Ratchet Cover
- Bimini Top with Visor (N/A on SC)
- Full Enclosure (N/A on SC)
- Bow Cover
- Additional Fishing Seat
- Power Pedestal
- Stainless 3-step Boarding Ladder

### DESIGNED BY CHAMPIONS

It's called the Pro Series for a reason. Designed with the input of top professional anglers who are on the water nearly every day of the year in every type of weather imaginable, Starweld Pro Series is as good as it gets. Built for big water and serious fishing, each model in our Pro Series cruises on our legendary all-welded, full-length reverse chine hull with its unequalled torsion beam stringer system for exceptional handling and durability. Then we add pro features, like flush-mount electronics, oversized aerated livewells and lockable storage for up to eight rods. Starweld Pro Series gives you everything you need and nothing you don't, so performance that will leave you head over heels doesn't have to cost you an arm and a leg.

DESIGNED BY  
THE PROS TO  
OUTPERFORM.

**20 FUSION**  
DC PRO

**18 FUSION**  
DC PRO

**16 FUSION**  
DC PRO

**16 FUSION**  
SC PRO



# 20 FUSION DC PRO

# FUSION

- Full Vinyl Floor and Casting Platforms
- Port and Starboard Rod Storage
- 30-gallon Bow Livewell
- Deep Drained Splash Well with Removable Rear Jump Seats for Ultimate Fishability in Rear of Boat
- Lockable In-floor Rod Storage
- Hydraulic Steering



## STATE-OF-THE-ART ANGLER.

Length	Beam	Interior Depth	Transom Height	Dry Weight (lb)	Max. Capacity (lb)	Maximum HP	Fuel Capacity (gal.)	Aluminum Gauge	Length on Trailer	Available Colors
19'5"	92"	31"	25"	1498	1950	175	33	.100"	21'1"	 Black

Starweld uses diurnal EPA certified tanks which may hold less than listed content by approximately 10%.

# 18 FUSION DC PRO

- Full Vinyl Floor and Casting Platforms
- Port and Starboard Rod Storage
- 25-gallon Bow Livewell
- Deep Drained Splash Well with Removable Rear Jump Seats for Ultimate Fishability in Rear of Boat
- Lockable In-floor Rod Storage
- Hydraulic Steering



SHOWN WITH OPTIONAL SONAR UNIT.

## TAKE OFF, TAKE CHARGE.

Length	Beam	Interior Depth	Transom Height	Dry Weight (lb)	Max. Capacity (lb)	Maximum HP	Fuel Capacity (gal.)	Aluminum Gauge	Length on Trailer	Available Colors
17'4"	90"	26"	25"	1165	1625	150	23	.100"	19'9"	 Black

Starweld uses diurnal EPA certified tanks which may hold less than listed content by approximately 10%.

**16 FUSION**  
DC PRO

# FUSION

- Lockable Center Rod Storage
- 25-gallon Rear Livewell
- Console with Oversized Speed, Tach and Volt Gauges
- Full Vinyl Floor and Casting Platforms
- Full Wrap-around Walk-thru Windshield



SHOWN WITH OPTIONAL SONAR UNIT.

## SMALL AND MIGHTY.

Length	Beam	Interior Depth	Transom Height	Dry Weight (lb)	Max. Capacity (lb)	Maximum HP	Fuel Capacity (gal.)	Aluminum Gauge	Length on Trailer	Available Colors
16'6"	82"	25"	20"	925	1365	90	12	.100"	18'4"	 Black

Starweld uses diurnal EPA certified tanks which may hold less than listed content by approximately 10%.



# 16 FUSION SC PRO

- Console with Oversized Speed, Tach and Volt Gauges
- 25-gallon Rear Livewell
- Lockable Center Rod Storage
- Full Vinyl Floor and Casting Platforms
- Side-mounted Rod Holders
- Side Console for Maximum Floor Space



## READY. SET. GONE.

Length	Beam	Interior Depth	Transom Height	Dry Weight (lb)	Max. Capacity (lb)	Maximum HP	Fuel Capacity (gal.)	Aluminum Gauge	Length on Trailer	Available Colors
16'6"	82"	25"	20"	925	1365	90	12	.100"	18'4"	 Black

*Starweld uses diurnal EPA certified tanks which may hold less than listed content by approximately 10%.*

# STARWELD

## STANDARD FEATURES

- All-welded Construction with Lifetime Warranty
- Heavy .100"-gauge Hull
- Automotive-inspired Consoles with Speedometer, Tachometer, Volt Meter and Fuel Gauge
- Large, Durable Full Vinyl Bow and Casting Platforms
- Lockable Rod Storage
- 30-gallon Aerated Bow Livewell (N/A on 20 & 18 Victory)
- 19-gallon Aerated Bow Livewell (18 Victory)
- 15-gallon Aerated Bow Livewell (20 Victory)
- Aerated Stern Livewell (Flex & Victory)
- Bow Cushions (Flex & Victory)
- JENSEN MS3A w/ Bluetooth® (N/A on Spark)
- Ski Pylon (Victory)

## POPULAR OPTIONS

- 12/24 Volt Trolling Motor
- Battery Charger
- Sonar Unit
- Snap-on Cover
- Trailerable Ratchet Cover
- Bimini Top with Visor (N/A on SC)
- Full Enclosure (N/A on SC)
- Additional Fishing Seat
- Power Pedestal
- Stainless Steel 3-step Boarding Ladder

## BECAUSE TIME ON THE WATER MATTERS

Do you live for the weekend? So do we. That's why we build every Starweld as if we were building it for ourselves, with a heavy duty, .100"-gauge welded aluminum hull that's backed with a lifetime warranty. It's why we focus on features that matter, like a spacious, raised bow casting deck, an oversized aerated livewell and plenty of freeboard so there's always ample space for your gear. And because time on the water is best when it's shared with friends and family, we give you the option to personalize your boat with a wide range of options, from electronics upgrades to a Bimini top.



A CUSTOM  
EXPERIENCE  
COMES  
STANDARD.

**18 FUSION**  
DC

**16 FUSION**  
DC

**16 FUSION**  
SC

**20 VICTORY**  
DC

**18 VICTORY**  
DC

**16 VICTORY**  
DC

**19 FLEX**  
DC

**17 FLEX**  
DC

**16 SPARK**  
DC

**16 SPARK**  
SC

**16 SPARK**  
T

18 FUSION<sup>DC</sup>


# FUSION

- Full Vinyl Floor and Casting Platforms
- Port and Starboard Rod Storage
- 30-gallon Bow and 12-gallon Stern Livewell
- Convertible Rear Flip-down Bench
- Lockable In-floor Rod Storage



SHOWN WITH OPTIONAL SONAR UNIT.

## BUILT FOR "BEST TRIP EVER."

Length	Beam	Interior Depth	Transom Height	Dry Weight (lb)	Max. Capacity (lb)	Maximum HP	Fuel Capacity (gal.)	Aluminum Gauge	Length on Trailer	Available Colors
17'4"	90"	26"	20"	1165	1625	150	23	.100"	19'9"	 Black

Starweld uses diurnal EPA certified tanks which may hold less than listed content by approximately 10%. Hydraulic steering is required for all HP115 and above.

# 16 FUSION<sup>DC</sup>

- Full Vinyl Floor and Casting Platforms
- Convertible Rear Flip-down Split Bench Seat
- Port and Starboard Rod Storage
- 25-gallon Bow Livewell
- Full Wrap-around Walk-thru Windshield



# 16 FUSION<sup>SC</sup>

- 25-gallon Bow Livewell
- Full Vinyl Floor and Casting Platforms
- Port and Starboard Rod Storage
- Side-mounted Rod Holders
- Side Console for Maximum Floor Space



16 FUSION<sup>DC</sup>



16 FUSION<sup>SC</sup>



SHOWN WITH OPTIONAL SONAR UNIT.

## THE LIGHTWEIGHT BOAT WITH HEAVYWEIGHT FLAIR.

	Length	Beam	Interior Depth	Transom Height	Dry Weight (lb)	Max. Capacity (lb)	Maximum HP	Fuel Capacity (gal.)	Aluminum Gauge	Length on Trailer	Available Colors
16 FUSION <sup>DC</sup>	16'6"	82"	25"	20"	925	1365	90	12	.100"	18'4"	Black
16 FUSION <sup>SC</sup>	16'6"	82"	25"	20"	925	1365	90	12	.100"	18'4"	Black

Starweld uses diurnal EPA certified tanks which may hold less than listed content by approximately 10%.

# 20 VICTORY<sup>DC</sup>

# VICTORY

- Console with Oversized Speed, Tach and Volt Gauges
- Full Vinyl Cockpits
- Port and Starboard Lockable Rod Boxes
- Ski Pylon
- Convertible Rear Flip-down Bench
- Removable Bow Cushions for Flexibility
- 15-gallon Bow and 15-gallon Stern Livewell
- Hydraulic Steering



SHOWN WITH OPTIONAL SONAR UNIT.

## VICTORY IS YOURS.

Length	Beam	Interior Depth	Transom Height	Dry Weight (lb)	Max. Capacity (lb)	Maximum HP	Fuel Capacity (gal.)	Aluminum Gauge	Length on Trailer	Available Colors
19'5"	92"	31"	25"	1498	1950	175	33	.100"	21'1"	 White

Starweld uses diurnal EPA certified tanks which may hold less than listed content by approximately 10%.

# 18 VICTORY<sup>DC</sup>

- Console with Oversized Speed, Tach and Volt Gauges
- Full Vinyl Cockpits
- Port and Starboard Lockable Rod Boxes
- Ski Pylon
- Convertible Rear Flip-down Bench
- Removable Bow Cushions for Flexibility
- 19-gallon Bow and 12-gallon Stern Livewell



EVINRUDE  
E-TEC



18 VICTORY<sup>DC</sup>




16 VICTORY<sup>DC</sup>

# 16 VICTORY<sup>DC</sup>

- Full Vinyl Cockpits
- 30-gallon Bow Livewell
- Console with Oversized Speed, Tach and Volt Gauges
- Port and Starboard Lockable Rod Boxes
- Ski Pylon
- Convertible Rear Flip-down Bench
- Removable Bow Cushions for Flexibility



YAMAHA



SHOWN WITH OPTIONAL SONAR UNIT.

FEATURES SHOWN HERE ARE FOR 18 VICTORY DC MODEL.

## ACTION HEROES.

	Length	Beam	Interior Depth	Transom Height	Dry Weight (lb)	Max. Capacity (lb)	Maximum HP	Fuel Capacity (gal.)	Aluminum Gauge	Length on Trailer	Available Colors
18 VICTORY <sup>DC</sup>	17'4"	90"	26"	20"	1165	1625	150	23	.100"	19'9"	White
16 VICTORY <sup>DC</sup>	16'6"	82"	25"	20"	925	1365	90	12	.100"	18'4"	White

Starweld uses diurnal EPA certified tanks which may hold less than listed content by approximately 10%. Hydraulic steering is required for all HP115 and above.

# 19 FLEX<sup>DC</sup>

# FLEX

- Removable Bow Cushions for Flexibility
- Convertible Rear Flip-down Bench
- Full Vinyl Floor and Casting Platforms
- Port and Starboard Lockable Rod Boxes
- Console with Oversized Speed, Tach and Volt Gauges



SHOWN WITH OPTIONAL SONAR UNIT.

## CROWD PLEASER.

Length	Beam	Interior Depth	Transom Height	Dry Weight (lb)	Max. Capacity (lb)	Maximum HP	Fuel Capacity (gal.)	Aluminum Gauge	Length on Trailer	Available Colors
18'5"	92"	28"	20"	1395	1700	150	25	.100"	20'9"	 Black

Starweld uses diurnal EPA certified tanks which may hold less than listed content by approximately 10%. Hydraulic steering is required for all HP115 and above.



- Convertible Rear Flip-down Bench
- Full Vinyl Floor and Casting Platforms
- Console with Oversized Speed, Tach and Volt Gauges
- Removable Bow Cushions for Flexibility
- Port and Starboard Lockable Rod Boxes



SHOWN WITH OPTIONAL SONAR UNIT.

## WHEN FISHING COMES FIRST.

Length	Beam	Interior Depth	Transom Height	Dry Weight (lb)	Max. Capacity (lb)	Maximum HP	Fuel Capacity (gal.)	Aluminum Gauge	Length on Trailer	Available Colors
16'4"	90"	26"	20"	1075	1410	115	23	.100"	19'9"	 Black

Starweld uses diurnal EPA certified tanks which may hold less than listed content by approximately 10%.

# 16 SPARK<sup>DC</sup>

# SPARK

- Full Vinyl Floor and Casting Platforms
- Full Wrap-around Walk-thru Windshield
- Lockable Rod Storage
- 25-gallon Bow Livewell
- Portable Fuel Tank



SHOWN WITH OPTIONAL SONAR UNIT.

## NOWHERE TO HIDE.

Length	Beam	Interior Depth	Transom Height	Dry Weight (lb)	Max. Capacity (lb)	Maximum HP	Fuel Capacity (gal.)	Aluminum Gauge	Length on Trailer	Available Colors
16'6"	82"	25"	20"	925	1365	90	Portable Tank	.100"	18'4"	 Black

Starweld uses diurnal EPA certified tanks which may hold less than listed content by approximately 10%.

# 16 SPARK<sup>SC</sup>

- Full Vinyl Floor and Casting Platforms
- Lockable Rod Storage
- Side-mounted Rod Holders
- 25-gallon Bow Livewell
- Portable Fuel Tank



# 16 SPARK<sup>T</sup>

- 25-gallon Bow Livewell
- Full Vinyl Floor and Casting Platforms
- Lockable Rod Storage
- Portable Fuel Tank



16 SPARK<sup>SC</sup>



16 SPARK<sup>T</sup>



## MORE BOAT, LESS BUCKS.

	Length	Beam	Interior Depth	Transom Height	Dry Weight (lb)	Max. Capacity (lb)	Maximum HP	Fuel Capacity (gal.)	Aluminum Gauge	Length on Trailer	Available Colors
16 SPARK <sup>SC</sup>	16'6"	82"	25"	20"	925	1365	90	Portable Tank	.100"	18'4"	Black
16 SPARK <sup>T</sup>	16'6"	82"	25"	20"	800	1300	60	Portable Tank	.100"	18'4"	Black

Starweld uses diurnal EPA certified tanks which may hold less than listed content by approximately 10%.

# THE INDUSTRY'S BEST WARRANTY. PERIOD.



1



10

11



9



8

ASK YOUR DEALER ABOUT FACTORY-INSTALLED OPTIONS FROM




# BUILT & BACKED BY STARCRAFT.



2



3



4



5



6

7

## 1 All-welded Construction

Every Starweld offers the toughness and reliability of all-welded, marine-grade aluminum construction that's backed by a lifetime warranty on all seams.

## 2 Premium Console

Starweld consoles are automotive inspired and feature flush-mount sonar graphs along with speedometer, tachometer, voltmeter and fuel gauge.

## 3 FreshCatch Livewells

Our aerated livewells are timed for convenience and feature a PowerStream nozzle, a single bilge and black thru-hulls. (See model lineup for location and sizes.)

## 4 Lockable Rod Storage

Provides plenty of secure storage space for your gear and keeps the floor free of obstructions. (See model lineup for in-floor, bow, stern, port and starboard locations.)

## 5 Injection Flotation Foam

On a Starweld, foam is injected, not poured, between the floor and hull – filling all air pockets. This provides greater strength and buoyancy and reduces noise.

## 6 Large Aft Casting Platforms

Because Starweld boats are all about fishing, they have the largest aft casting platforms in their class.

## 7 Torsion Beam Construction

Instead of the flat I-beams you find on many boats, Starweld uses the exclusive Starcraft Torsion Beam Construction (TBC) stringer system for exceptional strength and shock absorption.

## 8 Convertible Rear Bench and Stern Seats

Allows you to quickly go from leisure to fishing.

## 9 Twice-baked Painted Hull

Starweld fully-painted hulls provide showroom looks designed to last for years.

## 10 Reverse Chine Hull

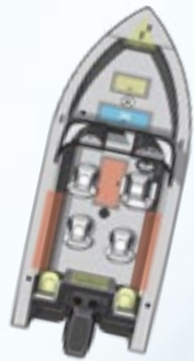
The Starweld full-length reverse chine hull pushes water down and away from the boat for quicker planing, improved cornering and a smoother, drier ride.

## 11 Machine-formed Ribs

Our unique machine-formed ribs are stronger and more flexible than the heavy two-ply aluminum used by many competitors.

# STARWELD PRO

GET TOURNAMENT READY FOR LESS.



**20**  
**FUSION**  
DC PRO



**18**  
**FUSION**  
DC PRO



**16**  
**FUSION**  
DC PRO



**16**  
**FUSION**  
SC PRO

# STARWELD

THE POWER TO CHOOSE YOUR RIG FOR THE WAY YOU FISH.



**18**  
**FUSION**  
DC



**16**  
**FUSION**  
DC



**16**  
**FUSION**  
SC



**20**  
**VICTORY**  
DC



**18**  
**VICTORY**  
DC



**16**  
**VICTORY**  
DC



**19**  
**FLEX**  
DC



**17**  
**FLEX**  
DC



**16**  
**SPARK**  
DC



**16**  
**SPARK**  
SC



**16**  
**SPARK**  
T

- STORAGE
- ROD STORAGE
- LIVEWELL (CAPACITY)



## THE INDUSTRY'S BEST WARRANTY. PERIOD.

Only a company with the proven history and longevity of a brand like Starcraft can offer you this:

- Limited lifetime warranty on hull and structure
- 6-year warranty on all components, carpet, upholstery and electronics
- All parts and labor
- Transferable to second owner



For the latest news, model updates and other information, please visit [STARCRAFTSTARWELD.COM](http://STARCRAFTSTARWELD.COM).

# BUILT & BACKED BY STARCRAFT.

## 2020 MODEL SPECIFICATIONS

FOLLOW US



	20 FUSION DC PRO	18 FUSION DC PRO	16 FUSION DC PRO	16 FUSION SC PRO	18 FUSION DC	16 FUSION DC	16 FUSION SC	20 VICTORY DC	18 VICTORY DC	16 VICTORY DC	19 FLEX DC	17 FLEX DC	16 SPARK DC	16 SPARK SC	16 SPARK T
Length	19'5"	17'4"	16'6"	16'6"	17'4"	16'6"	16'6"	19'5"	17'4"	16'6"	18'5"	16'4"	16'6"	16'6"	16'6"
Beam	92"	90"	82"	82"	90"	82"	82"	92"	90"	82"	92"	90"	82"	82"	82"
Interior Depth	31"	26"	25"	25"	26"	25"	25"	31"	26"	25"	28"	26"	25"	25"	25"
Transom Height	25"	25"	20"	20"	20"	20"	20"	25"	20"	20"	20"	20"	20"	20"	20"
Dry Weight (lb)	1498	1165	925	925	1165	925	925	1498	1165	925	1395	1075	925	925	800
Maximum Capacity (lb)	1950	1625	1365	1365	1625	1365	1365	1950	1625	1365	1700	1410	1365	1365	1300
Maximum HP	175	150	90	90	150	90	90	175	150	90	150	115	90	90	60
Fuel Capacity (gal.)	33	23	12	12	23	12	12	33	23	12	25	23	Portable Tank	Portable Tank	Portable Tank
Aluminum Gauge	.100"	.100"	.100"	.100"	.100"	.100"	.100"	.100"	.100"	.100"	.100"	.100"	.100"	.100"	.100"
Length on Trailer	21'1"	19'9"	18'4"	18'4"	19'9"	18'4"	18'4"	21'1"	19'9"	18'4"	20'9"	19'9"	18'4"	18'4"	18'4"

Starweld uses diurnal EPA certified tanks which may hold less than listed content by approximately 10%.

YOUR AUTHORIZED STARWELD DEALER:

**STARWELD**  
BY STARCRAFT

For the latest news, model updates and other information, please visit [STARCRAFTSTARWELD.COM](http://STARCRAFTSTARWELD.COM).

FOLLOW US



**SMOKER CRAFT, INC.**



The specifications of any Starweld boat are subject to change without notice. Overheads are not to scale in this catalog. Printed 12/19



**NMMA**  
CERTIFIED  
using ABYC standards

STARWELD PROUDLY OFFERS:

**EVINRUDE**

**HONDA**  
MARINE

**SUZUKI**  
MARINE

**YAMAHA**

**MERCURY**