

2021



STARWELD
BY STARCRAFT

TAKE CHA

**IT'S YOUR SATURDAY MORNING RITUAL.
UP BEFORE DAWN. MEET UP WITH FRIENDS.
STOP FOR COFFEE AND BAIT. THEN SHOW
THE FISH WHO'S REALLY IN CHARGE.**

You're serious about fishing, and so is the 2021 lineup from Starweld. Designed with input from top tournament pros and full-time professional guides who are on the water every day of the year, Starweld models ride on Starcraft's legendary, full-length reverse chine hull for crisp handling and a smooth, dry ride, even in a heavy walleye chop. Starweld lets you choose the length, the layout and the features you want, without breaking the bank in the process.



STARWELD

ARGE.

BUILT WITHOUT COMPROMISE.

Fishing boats need to be tough, and that begins with a solid foundation. That's why every Starweld model rides on a high quality, fully welded deep-V hull that's built with heavy-duty, internal torsion beam construction for unmatched strength and durability. We don't cut corners, so every Starweld gets a full-length reverse chine hull that gives you faster planing times and a dry, smooth ride even with a full tournament load. We top that off with a choice of spacious floorplans with massive casting decks and flexible seating options. And we wrap it up with a long list of options that let you rig this boat just the way you want, like a trailerable ratchet cover, a stainless steel 3-step boarding ladder or your choice of the latest electronics – all factory installed.

STARWELD PRO

6-7	19 FLEX DC PRO
	19 FLEX T PRO
8-9	17 FLEX DC PRO
	17 FLEX T PRO
10-11	20 FUSION DC PRO
	18 FUSION DC PRO
12-13	16 FUSION DC PRO
	16 FUSION SC PRO

STARWELD

16-17	18 FUSION DC
	16 FUSION DC
	16 FUSION SC
18-19	20 VICTORY DC
	18 VICTORY DC
	16 VICTORY DC
20-21	19 FLEX DC
	17 FLEX DC
22-13	16 SPARK DC
	16 SPARK SC
	16 SPARK T
24-25	CONSTRUCTION
26-27	OVERVIEW & COMPARISON

STARWELD

PRO

STANDARD FEATURES

- All-welded Construction with Lifetime Warranty
- Heavy .100"-gauge Hull
- Automotive-inspired Consoles with Speedometer, Tachometer, Volt Meter and Fuel Gauge
- Large, Durable Full Vinyl Bow and Casting Platforms
- Large, Aerated Livewells
- Automatic Bilge
- JENSEN MS3A Stereo w/ Bluetooth®
- Trolling Motor Panel
- SeaStar™ Hydraulic Steering (20 Pro & 18 Pro)
- Deck-mounted Cleats

POPULAR OPTIONS

- 12/24 Volt Trolling Motor
- Battery Charger
- Snap-on Cover
- Trailerable Ratchet Cover
- Bimini Top with Visor (N/A on SC)
- Full Enclosure (N/A on SC and T)
- Bow Cover
- Additional Fishing Seat
- Power Pedestal
- Stainless 3-step Boarding Ladder

DESIGNED BY CHAMPIONS

It's called the Pro Series for a reason. Designed with the input of top professional anglers who are on the water nearly every day of the year in every type of weather imaginable, Starweld Pro Series is as good as it gets. Built for big water and serious fishing, each model in our Pro Series cruises on our legendary all-welded, full-length reverse chine hull with its unequalled torsion beam stringer system for exceptional handling and durability. Then we add pro features, like flush-mount electronics, oversized aerated livewells and lockable storage for up to eight rods. Starweld Pro Series gives you everything you need and nothing you don't, so performance that will leave you head over heels doesn't have to cost you an arm and a leg.

DESIGNED BY
THE PROS TO
OUTPERFORM.

19 FLEX
DC PRO

19 FLEX
T PRO

17 FLEX
DC PRO

17 FLEX
T PRO

20 FUSION
DC PRO

18 FUSION
DC PRO


16 FUSION
DC PRO

16 FUSION
SC PRO

19 FLEX DC PRO



- Full Vinyl Floor and Casting Platforms
- Lockable Center Rod Storage (Stores up to Eight 7'6" Rods)
- Lockable In-floor Rod Storage
- 15-gallon Bow Livewell
- 24-gallon Stern Livewell with Bait Bucket



CENTER ROD STORAGE

IN-FLOOR STORAGE

MAXIMIZE FISHABILITY.

Length	Beam	Interior Depth	Transom Height	Dry Weight (lb)	Max. Capacity (lb)	Maximum HP	Fuel Capacity (gal.)	Aluminum Gauge	Length on Trailer	Available Colors
18'6"	92"	28"	25"	1403	1700	115	40	.100"	21'1"	 Black

Starweld uses diurnal EPA certified tanks which may hold less than listed content by approximately 10%.

19 FLEX T PRO

- Full Vinyl Floor and Casting Platforms
- Lockable Center Rod Storage (Stores up to Eight 7'6" Rods)
- Lockable In-floor Rod Storage
- 15-gallon Bow Livewell
- 24-gallon Stern Livewell



HARDCORE TILLER.


Length	Beam	Interior Depth	Transom Height	Dry Weight (lb)	Max. Capacity (lb)	Maximum HP	Fuel Capacity (gal.)	Aluminum Gauge	Length on Trailer	Available Colors
18'6"	92"	28"	25"	1273	1700	90	40	.100"	21'1"	 Black

Starweld uses diurnal EPA certified tanks which may hold less than listed content by approximately 10%.

17 FLEX DC PRO



- Full Vinyl Floor and Casting Platforms
- Lockable Center Storage (Stores up to Five 6'6" Rods)
- Lockable In-floor Rod Storage
- 12-gallon Bow Livewell
- 18-gallon Stern Livewell with Bait Bucket



CENTER ROD STORAGE

IN-FLOOR STORAGE

FULLY LOADED.

Length	Beam	Interior Depth	Transom Height	Dry Weight (lb)	Max. Capacity (lb)	Maximum HP	Fuel Capacity (gal.)	Aluminum Gauge	Length on Trailer	Available Colors
16'4"	90"	28"	20"	1227	1410	115	26	.100"	20'9"	 Black

Starweld uses diurnal EPA certified tanks which may hold less than listed content by approximately 10%.

17 FLEX T PRO

- Full Vinyl Floor and Casting Platforms
- Lockable Center Storage (Stores up to Five 6'6" Rods)
- Lockable In-floor Rod Storage
- 12-gallon Bow Livewell
- 18-gallon Stern Livewell with Bait Bucket



NO EXCUSES.

Length	Beam	Interior Depth	Transom Height	Dry Weight (lb)	Max. Capacity (lb)	Maximum HP	Fuel Capacity (gal.)	Aluminum Gauge	Length on Trailer	Available Colors
16'4"	90"	26"	20"	1077	1410	70	26	.100"	20'9"	 Black

Starweld uses diurnal EPA certified tanks which may hold less than listed content by approximately 10%.


20 FUSION DC PRO

FUSION

- Full Vinyl Floor and Casting Platforms
- Port and Starboard Rod Storage
- Lockable In-floor Rod Storage
- 30-gallon Bow Livewell
- Deep Drained Splash Well with Removable Rear Jump Seats for Ultimate Fishability in Rear of Boat
- Hydraulic Steering
- In-dash Humminbird® HELIX 5 Sonar Unit



HONDA
MARINE



STATE-OF-THE-ART ANGLER.

Length	Beam	Interior Depth	Transom Height	Dry Weight (lb)	Max. Capacity (lb)	Maximum HP	Fuel Capacity (gal.)	Aluminum Gauge	Length on Trailer	Available Colors
19'5"	92"	31"	25"	1498	1950	175	33	.100"	21'1"	<div style="display: flex; align-items: center;"> <div style="width: 15px; height: 10px; background-color: black; margin-right: 5px;"></div> Black <div style="width: 15px; height: 10px; background-color: silver; margin-left: 10px; margin-right: 5px;"></div> Silver </div>


Starweld uses diurnal EPA certified tanks which may hold less than listed content by approximately 10%.

18 FUSION DC PRO

- Full Vinyl Floor and Casting Platforms
- Port and Starboard Rod Storage
- Lockable In-floor Rod Storage
- 25-gallon Bow Livewell
- Deep Drained Splash Well with Removable Rear Jump Seats for Ultimate Fishability in Rear of Boat
- Hydraulic Steering
- In-dash Humminbird® HELIX 5 Sonar Unit



HONDA
MARINE



TAKE OFF, TAKE CHARGE.


Length	Beam	Interior Depth	Transom Height	Dry Weight (lb)	Max. Capacity (lb)	Maximum HP	Fuel Capacity (gal.)	Aluminum Gauge	Length on Trailer	Available Colors
17'4"	90"	26"	25"	1165	1625	115	23	.100"	19'9"	<div style="display: flex; align-items: center;"> <div style="width: 15px; height: 15px; background-color: black; margin-right: 5px;"></div> Black <div style="width: 15px; height: 15px; background-color: silver; margin-left: 10px; margin-right: 5px;"></div> Silver </div>

Starweld uses diurnal EPA certified tanks which may hold less than listed content by approximately 10%.

16 FUSION
DC PRO

FUSION

- Full Vinyl Floor and Casting Platforms
- Lockable Center Rod Storage
- 25-gallon Stern Livewell
- Console with Oversized Speed, Tach and Volt Gauges
- Full Wrap-around Walk-thru Windshield
- In-dash Humminbird® HELIX 5 Sonar Unit




SMALL AND MIGHTY.

Length	Beam	Interior Depth	Transom Height	Dry Weight (lb)	Max. Capacity (lb)	Maximum HP	Fuel Capacity (gal.)	Aluminum Gauge	Length on Trailer	Available Colors
16'6"	82"	25"	20"	925	1365	90	12	.100"	18'4"	<div style="display: flex; align-items: center;"> <div style="width: 15px; height: 15px; background-color: black; margin-right: 5px;"></div> Black <div style="width: 15px; height: 15px; background-color: silver; margin-left: 20px; margin-right: 5px;"></div> Silver </div>

Starweld uses diurnal EPA certified tanks which may hold less than listed content by approximately 10%.

16 FUSION SC PRO

- Full Vinyl Floor and Casting Platforms
- Console with Oversized Speed, Tach and Volt Gauges
- 25-gallon Stern Livewell
- Lockable Center Rod Storage
- Side-mounted Rod Holders
- Side Console for Maximum Floor Space
- In-dash Humminbird® HELIX 5 Sonar Unit



READY. SET. GONE.

Length	Beam	Interior Depth	Transom Height	Dry Weight (lb)	Max. Capacity (lb)	Maximum HP	Fuel Capacity (gal.)	Aluminum Gauge	Length on Trailer	Available Colors
16'6"	82"	25"	20"	925	1365	90	12	.100"	18'4"	<div style="display: flex; align-items: center;"> <div style="width: 15px; height: 15px; background-color: black; margin-right: 5px;"></div> Black <div style="width: 15px; height: 15px; background-color: silver; margin-left: 10px; margin-right: 5px;"></div> Silver </div>

Starweld uses diurnal EPA certified tanks which may hold less than listed content by approximately 10%.

STARWELD

STANDARD FEATURES

- All-welded Construction with Lifetime Warranty
- Heavy .100"-gauge Hull
- Automotive-inspired Consoles with Speedometer, Tachometer, Volt Meter and Fuel Gauge
- Large, Durable Full Vinyl Bow and Casting Platforms
- Lockable Rod Storage
- 30-gallon Aerated Bow Livewell (N/A on 20 & 18 Victory)
- 19-gallon Aerated Bow Livewell (18 Victory)
- 15-gallon Aerated Bow Livewell (20 Victory)
- Aerated Stern Livewell (Flex & Victory)
- Bow Cushions (Flex & Victory)
- JENSEN MS3A w/ Bluetooth® (N/A on Spark)
- Ski Pylon (Victory)

POPULAR OPTIONS

- 12/24 Volt Trolling Motor
- Battery Charger
- Sonar Unit
- Snap-on Cover
- Trailerable Ratchet Cover
- Bimini Top with Visor (N/A on SC)
- Full Enclosure (N/A on SC)
- Additional Fishing Seat
- Power Pedestal
- Stainless Steel 3-step Boarding Ladder

BECAUSE TIME ON THE WATER MATTERS

Do you live for the weekend? So do we. That's why we build every Starweld as if we were building it for ourselves, with a heavy duty, .100"-gauge welded aluminum hull that's backed with a lifetime warranty. It's why we focus on features that matter, like a spacious, raised bow casting deck, an oversized aerated livewell and plenty of freeboard so there's always ample space for your gear. And because time on the water is best when it's shared with friends and family, we give you the option to personalize your boat with a wide range of options, from electronics upgrades to a Bimini top.



A CUSTOM
EXPERIENCE
COMES
STANDARD.

18 FUSION
DC

16 FUSION
DC

16 FUSION
SC

20 VICTORY
DC

18 VICTORY
DC

16 VICTORY
DC

19 FLEX
DC

17 FLEX
DC

16 SPARK
DC


16 SPARK
SC

16 SPARK
T

18 FUSION^{DC}

FUSION

- Full Vinyl Floor and Casting Platforms
- Port and Starboard Rod Storage
- Lockable In-floor Rod Storage
- 30-gallon Bow Livewell
- 12-gallon Stern Livewell
- Convertible Rear Flip-down Bench
- In-dash Humminbird® HELIX 5 Sonar Unit



BUILT FOR "BEST TRIP EVER."

Length	Beam	Interior Depth	Transom Height	Dry Weight (lb)	Max. Capacity (lb)	Maximum HP	Fuel Capacity (gal.)	Aluminum Gauge	Length on Trailer	Available Colors
17'4"	90"	26"	20"	1165	1625	115	23	.100"	19'9"	<div style="display: flex; align-items: center;"> <div style="width: 15px; height: 15px; background-color: black; margin-right: 5px;"></div> Black <div style="width: 15px; height: 15px; background-color: silver; margin-left: 20px; margin-right: 5px;"></div> Silver </div>

Starweld uses diurnal EPA certified tanks which may hold less than listed content by approximately 10%. Hydraulic steering is required for all HP115 and above.

16 FUSION^{DC}

- Full Vinyl Floor and Casting Platforms
- Convertible Rear Flip-down Split Bench Seat
- Port and Starboard Rod Storage
- 25-gallon Bow Livewell
- Full Wrap-around Walk-thru Windshield
- In-dash Humminbird® HELIX 5 Sonar Unit



16 FUSION^{SC}

- 25-gallon Bow Livewell
- Full Vinyl Floor and Casting Platforms
- Port and Starboard Rod Storage
- Side-mounted Rod Holders
- Side Console for Maximum Floor Space
- In-dash Humminbird® HELIX 5 Sonar Unit



16 FUSION^{DC}



16 FUSION^{SC}



THE LIGHTWEIGHT BOAT WITH HEAVYWEIGHT FLAIR.

	Length	Beam	Interior Depth	Transom Height	Dry Weight (lb)	Max. Capacity (lb)	Maximum HP	Fuel Capacity (gal.)	Aluminum Gauge	Length on Trailer	Available Colors
16 FUSION ^{DC}	16'6"	82"	25"	20"	925	1365	90	12	.100"	18'4"	Black Silver
16 FUSION ^{SC}	16'6"	82"	25"	20"	925	1365	90	12	.100"	18'4"	Black Silver

Starweld uses diurnal EPA certified tanks which may hold less than listed content by approximately 10%.

20 VICTORY^{DC}


VICTORY



- Console with Oversized Speed, Tach and Volt Gauges
- Full Vinyl Cockpits
- Port and Starboard Lockable Rod Boxes
- Ski Pylon
- Convertible Rear Flip-down Bench
- Removable Bow Cushions for Flexibility
- 15-gallon Bow Livewell
- 15-gallon Stern Livewell
- Hydraulic Steering



20 Victory DC with Cognac Interior



SHOWN WITH OPTIONAL SONAR UNIT.

VICTORY IS YOURS.

Length	Beam	Interior Depth	Transom Height	Dry Weight (lb)	Max. Capacity (lb)	Maximum HP	Fuel Capacity (gal.)	Aluminum Gauge	Length on Trailer	Available Colors
19'5"	92"	31"	25"	1498	1950	175	33	.100"	21'1"	<ul style="list-style-type: none"> White / Black Graphic / Gray Interior White / Black Graphic / Cognac Interior

Starweld uses diurnal EPA certified tanks which may hold less than listed content by approximately 10%.

18 VICTORY^{DC}

- Console with Oversized Speed, Tach and Volt Gauges
- Full Vinyl Cockpits
- Port and Starboard Lockable Rod Boxes
- Ski Pylon
- Convertible Rear Flip-down Bench
- Removable Bow Cushions for Flexibility
- 19-gallon Bow Livewell
- 12-gallon Stern Livewell




18 VICTORY^{DC}

16 VICTORY^{DC}

16 VICTORY^{DC}

- Full Vinyl Cockpits
- 30-gallon Bow Livewell
- Console with Oversized Speed, Tach and Volt Gauges
- Port and Starboard Lockable Rod Boxes
- Ski Pylon
- Convertible Rear Flip-down Bench
- Removable Bow Cushions for Flexibility



SHOWN WITH OPTIONAL SONAR UNIT.

FEATURES SHOWN HERE ARE FOR 18 VICTORY DC MODEL.

ACTION HEROES.




	Length	Beam	Interior Depth	Transom Height	Dry Weight (lb)	Max. Capacity (lb)	Maximum HP	Fuel Capacity (gal.)	Aluminum Gauge	Length on Trailer	Available Colors
18 VICTORY ^{DC}	17'4"	90"	26"	20"	1165	1625	115	23	.100"	19'9"	<ul style="list-style-type: none"> ■ White / Black Graphic Gray Interior ■ White / Black Graphic Cognac Interior
16 VICTORY ^{DC}	16'6"	82"	25"	20"	925	1365	90	12	.100"	18'4"	<ul style="list-style-type: none"> ■ White / Black Graphic Gray Interior ■ White / Black Graphic Cognac Interior

Starweld uses diurnal EPA certified tanks which may hold less than listed content by approximately 10%. Hydraulic steering is required for all HP115 and above.

19 FLEX^{DC}

FLEX

- Full Vinyl Floor and Casting Platforms
- Removable Bow Cushions for Flexibility
- Convertible Rear Flip-down Bench
- Port and Starboard Lockable Rod Boxes
- Console with Oversized Speed, Tach and Volt Gauges





SHOWN WITH OPTIONAL SONAR UNIT.

CROWD PLEASER.

Length	Beam	Interior Depth	Transom Height	Dry Weight (lb)	Max. Capacity (lb)	Maximum HP	Fuel Capacity (gal.)	Aluminum Gauge	Length on Trailer	Available Colors
18'6"	92"	28"	20"	1395	1700	115	40	.100"	20'9"	 Black

Starweld uses diurnal EPA certified tanks which may hold less than listed content by approximately 10%. Hydraulic steering is required for all HP115 and above.

- Full Vinyl Floor and Casting Platforms
- Convertible Rear Flip-down Bench
- Console with Oversized Speed, Tach and Volt Gauges
- Removable Bow Cushions for Flexibility
- Port and Starboard Lockable Rod Boxes



SHOWN WITH OPTIONAL SONAR UNIT.

WHEN FISHING COMES FIRST.

Length	Beam	Interior Depth	Transom Height	Dry Weight (lb)	Max. Capacity (lb)	Maximum HP	Fuel Capacity (gal.)	Aluminum Gauge	Length on Trailer	Available Colors
16'4"	90"	26"	20"	1227	1410	115	26	.100"	19'9"	 Black

Starweld uses diurnal EPA certified tanks which may hold less than listed content by approximately 10%.

16 SPARK^{DC}

SPARK

- Full Vinyl Floor and Casting Platforms
- Full Wrap-around Walk-thru Windshield
- Lockable Rod Storage
- 25-gallon Bow Livewell
- Portable Fuel Tank



SHOWN WITH OPTIONAL SONAR UNIT.

NOWHERE TO HIDE.

Length	Beam	Interior Depth	Transom Height	Dry Weight (lb)	Max. Capacity (lb)	Maximum HP	Fuel Capacity (gal.)	Aluminum Gauge	Length on Trailer	Available Colors
16'6"	82"	25"	20"	925	1365	90	Portable Tank	.100"	18'4"	 Black

Starweld uses diurnal EPA certified tanks which may hold less than listed content by approximately 10%.

16 SPARK^{SC}

- Full Vinyl Floor and Casting Platforms
- Lockable Rod Storage
- Side-mounted Rod Holders
- 25-gallon Bow Livewell
- Portable Fuel Tank



16 SPARK^T

- 25-gallon Bow Livewell
- Full Vinyl Floor and Casting Platforms
- Lockable Rod Storage
- Portable Fuel Tank



16 SPARK^{SC}



16 SPARK^T



MORE BOAT, LESS BUCKS.

	Length	Beam	Interior Depth	Transom Height	Dry Weight (lb)	Max. Capacity (lb)	Maximum HP	Fuel Capacity (gal.)	Aluminum Gauge	Length on Trailer	Available Colors
16 SPARK ^{SC}	16'6"	82"	25"	20"	925	1365	90	Portable Tank	.100"	18'4"	Black
16 SPARK ^T	16'6"	82"	25"	20"	800	1300	60	Portable Tank	.100"	18'4"	Black

Starweld uses diurnal EPA certified tanks which may hold less than listed content by approximately 10%.

THE INDUSTRY'S BEST WARRANTY. PERIOD.




1


11



10



9



8

ASK YOUR DEALER ABOUT FACTORY-INSTALLED OPTIONS FROM




BUILT & BACKED BY STARCRAFT.




2



3



4



5



6

7

1 All-welded Construction

Every Starweld offers the toughness and reliability of all-welded, marine-grade aluminum construction that's backed by a lifetime warranty on all seams.

2 Premium Console

Starweld consoles are automotive inspired and feature flush-mount sonar graphs along with speedometer, tachometer, voltmeter and fuel gauge.

3 FreshCatch Livewells

Our aerated livewells are timed for convenience and feature a PowerStream nozzle, a single bilge and black thru-hulls. (See model lineup for location and sizes.)

4 Lockable Rod Storage

Provides plenty of secure storage space for your gear and keeps the floor free of obstructions. (See model lineup for in-floor, bow, stern, port and starboard locations.)

5 Injection Flotation Foam

On a Starweld, foam is injected, not poured, between the floor and hull – filling all air pockets. This provides greater strength and buoyancy and reduces noise.

6 Large Aft Casting Platforms

Because Starweld boats are all about fishing, they have the largest aft casting platforms in their class.

7 Torsion Beam Construction

Instead of the flat I-beams you find on many boats, Starweld uses the exclusive Starcraft Torsion Beam Construction (TBC) stringer system for exceptional strength and shock absorption.

8 Convertible Rear Bench and Stern Seats

Allow you to quickly go from leisure to fishing.

9 Twice-baked Painted Hull

Starweld fully-painted hulls provide showroom looks designed to last for years.

10 Reverse Chine Hull

The Starweld full-length reverse chine hull pushes water down and away from the boat for quicker planing, improved cornering and a smoother, drier ride.

11 Machine-formed Ribs

Our unique machine-formed ribs are stronger and more flexible than the heavy two-ply aluminum used by many competitors.

STARWELD PRO

GET TOURNAMENT READY FOR LESS.



STARWELD

THE POWER TO CHOOSE YOUR RIG FOR THE WAY YOU FISH.



- STORAGE
- ROD STORAGE
- LIVEWELL (CAPACITY)



THE INDUSTRY'S BEST WARRANTY. PERIOD.

Only a company with the proven history and longevity of a brand like Starcraft can offer you this:

- Limited lifetime warranty on hull and structure
- 6-year warranty on all components, carpet, upholstery and electronics
- All parts and labor
- Transferable to second owner



For the latest news, model updates and other information, please visit STARCRAFTSTARWELD.COM.

BUILT & BACKED BY STARCRAFT.

2021 MODEL SPECIFICATIONS

FOLLOW US



	19 FLEX DC PRO	19 FLEX T PRO	17 FLEX DC PRO	17 FLEX T PRO	20 FUSION DC PRO	18 FUSION DC PRO	16 FUSION DC PRO	16 FUSION SC PRO	18 FUSION DC	16 FUSION DC	16 FUSION SC	20 VICTORY DC	18 VICTORY DC	16 VICTORY DC	19 FLEX DC	17 FLEX DC	16 SPARK DC	16 SPARK SC	16 SPARK T
Length	18'6"	18'6"	16'4"	16'4"	19'5"	17'4"	16'6"	16'6"	17'4"	16'6"	16'6"	19'5"	17'4"	16'6"	18'6"	16'4"	16'6"	16'6"	16'6"
Beam	92"	92"	90"	90"	92"	90"	82"	82"	90"	82"	82"	92"	90"	82"	92"	90"	82"	82"	82"
Interior Depth	28"	28"	28"	28"	31"	26"	25"	25"	26"	25"	25"	31"	26"	25"	28"	26"	25"	25"	25"
Transom Height	25"	25"	20"	20"	25"	25"	20"	20"	20"	20"	20"	25"	20"	20"	20"	20"	20"	20"	20"
Dry Weight (lb)	1403	1273	1227	1077	1498	1165	925	925	1165	925	925	1498	1165	925	1395	1227	925	925	800
Maximum Capacity (lb)	1700	1700	1400	1400	1950	1625	1365	1365	1625	1365	1365	1950	1625	1365	1700	1410	1365	1365	1300
Maximum HP	115	90	115	70	175	115	90	90	115	90	90	175	115	90	115	115	90	90	60
Fuel Capacity (gal.)	40	40	26	26	33	23	12	12	23	12	12	33	23	12	40	26	Portable Tank	Portable Tank	Portable Tank
Aluminum Gauge	.100"	.100"	.100"	.100"	.100"	.100"	.100"	.100"	.100"	.100"	.100"	.100"	.100"	.100"	.100"	.100"	.100"	.100"	.100"
Length on Trailer	21'1"	21'1"	20'9"	20'9"	21'1"	19'9"	18'4"	18'4"	19'9"	18'4"	18'4"	21'1"	19'9"	18'4"	20'9"	19'9"	18'4"	18'4"	18'4"

Starweld uses diurnal EPA certified tanks which may hold less than listed content by approximately 10%.

STARWELD
BY STARCRAFT

For the latest news, model updates and other information, please visit STARCRAFTSTARWELD.COM.

FOLLOW US



SMOKER CRAFT, INC.



The specifications of any Starweld boat are subject to change without notice. Overheads are not to scale in this catalog. Printed 12/20



STARWELD PROUDLY OFFERS:

HONDA
MARINE

